

The Eagles' Nest



President's Report

By: Tim Sowder

The weather hasn't been a challenge over the last month. The wind made conditions particularly sporty for the pilots-in-training. We have had a much appreciated influx of new members joining the Flying Eagles. These new pilots have been real troupers and return week after week to earn their solo check ride in challenging conditions. My hat is off to all of them. Last weekend the wind calmed down and every one of these pilots started the landing portion of the training. This was a huge milestone for them as well as very satisfying for our instructors. With that said, we could use more pilots. If you know of anyone showing interest in flying R/C, bring them on down to the field or point them towards our web site (snhflyingeagles.org).

(..continued on page 2)



Operating our FAA
Approved FRIA Site
In Merrimack, NH

Effective 9/16/2023
Through 8/24/2027

Inside this issue

President's Report	1
The Picture Page	5
Secretary's Report	9
Club Calendar	10
FAA registration instr.	11
Club Safety	12
AMA Safety	13
Officers / Instructors	14
Drobysh-Patterson Field	15
Club Info	16

President's Report Continued... (From Page 2)

The rains were relentless this season. I've never seen the field flooded so many times in one season. This created a fun situation for our members. On one Sunday, we were able to fly float equipped aircraft off of the water long side land based aircraft using the runway for launch and recovery. This was a uniquely fun opportunity. Check out the pictures.


We held our first monthly field cleanup on April 13th. The turnout was great. We had 23 people show up and lend a hand. As mentioned above, the weather in April has been a challenge. The days before the cleanup rain was the keynote. When we arrived on that Saturday the water was covering over half of the runway and kept creeping higher as we worked. We had to change our plans. We devoted our effort in cleaning the trees and brush in the northwest corner of the field. When we started, a second team started cutting back the brush on the south bank of the brook a little east of final approach. Within an hour those people had to retreat to higher ground. I was working on the trees, brush and nasty sticker bushes in the corner of the field. After a cutting away for a while I realized I was on a small island and it was shrinking. I moved. John Spitz brought is tractor with claws to move the brush into piles. We ended up with the field looking much cleaner. There are now two additional piles of brush. We will rent a chipper in the near future to get rid of the piles of brush we created over the last year. The next field cleanup will be held on May 18th. We plan to:

- Organize the containers
- Work on north container doors.
- Clean up electrical connections for changing station.
- General clean up.

Pain the flight stands if time permits.

Please consider lending a hand.

(..continued on page 3)



President's Report Continued... (From Page 2)

With the club adding new members on a regular basis I would like to remind everyone to ensure you meet the legal requirements of flying RC in this day-and-age.

Unfortunately, the government has levied unneeded new requirements on our hobby over the last few years. I would like to mention them here so everyone knows what is expected by the AMA and the federal government.

For our club and the AMA we are required:

- Mark all aircraft with your AMA member ID on an exterior surface and must be easily readable.
- We ask that members enter their AMA numbers in your profile on the club web site.

For the Federal Government:

- Have a current registration.
 - Please add that to your profile on the club web site to support our FRIA.
- Fly only for recreational purposes.
- Follow the safety guidelines of a community based organization (AMA).
- Keep your drone within your visual line of sight.
- Give way and do not interfere with any crewed aircraft.
- Fly at or below 400' in controlled airspace and only with prior authorization.
 - Drobysch-Patterson Field has an approved FRIA.
- Fly at or below 400' in uncontrolled airspace.
- Comply with all airspace restrictions.
 - If Air Force One flies into Manchester Airport we cannot fly at the field.
- Pass The Recreational UAS Safety Test (TRUST)
(https://www.faa.gov/uas/recreational_flyers/knowledge_test_updates)



President's Report Continued... (From Page 3)

Please feel free to contact one of the club officers or instructors if you need help meeting any of these requirements. If you feel these are unneeded requirements, I agree. Don't get me started. In the end, these rules were levied on us by our elected officials. We are expected to follow them. The AMA has worked very hard to lessen the impact on our hobby. If you read the original proposal the FAA presented for public opinion it was very clear the lobbyists in Washington wanted our hobby shut down to make way for the remote VTOL package carriers. After the FAA received over 53,000 letters against the proposal the FAA reconsidered their position. We ended up with these troublesome rules, however, they are a lot less restrictive than they would have been. Our club's stance is we encourage all members to comply with the federal rules. It is up to you to meet their rules. We are not here to enforce them.

I hope to see you all at the field.

Sincerely,
Tim 2 Sowder
President
SNH Flying Eagles



Thankfully, we've not had too much rain in April...



The Picture Page





The Picture Page





The Picture Page





The Picture Page



The Secretary's Report

By: Steve Lewis

SNHFE Monthly Club Meeting

April 11, 2024

- Meeting held at St James Church
- Meeting Called to order: 1950
- Members present: 23
- Meeting was rescheduled from April 3rd due to a snowstorm.

Attending Officers:

Tim Sowder, President

Johnny Yaz, Vice-President

~~Ken Donahue, Field Marshall~~

Carl Andersen, Safety Officer

Bob Fregault, Treasurer

Dave M, Newsletter

New members introduced

- Welcome 4 new members.
- Russel (Buddy) Kenny.
- Roger Morby.
- Ron Q.
- Steve Banks

President's Report

- Presented By Tim S.
 - This is the Last year the town has granted us for tree cutting.

Secretary's Report

- Presented by Steve L.
 - Motion to accept the minutes as posted in the news letter.

Safety Officer

- Presented By Carl A.
 - Nothing new to report.

Field Marshall Report

- Ken D. not present not report



Treasurer's Report

Presented by Bob F.

- Presented the annual budget.
- 2024 Budget accepted as presented with one exception.
 - The funds for upgrades to the charging station was increased to include extra batteries.

VP Report

Presented by John Y

John welcomed the new members present

Newsletter

Presented by Dave M.

The newsletter is out.

Show and Tell

- 6 members brought planes for Show and tell
 - Dave Brimblecom - SeaBee
 - Rick Taylor - 78" 300 Extra & 84" Turbo Timber
 - Vincent Fittante - scale P-40
 - Rodney Wilcox - 1/25 scale B-25
 - Tim Campbell -
- Winners
 - Vincent F - Best scale
 - Tim C - Best Kit.
 - Rick T - Best ARF
 - Dave B - President's choice.

Business Meeting adjourned

Club Calendar

May 5 (Sun) - Members Meeting @ Field @11:00 AM

May 12 (Sun) – Mother's Day



May 18 (Sat) – Field Clean Up

May 20 (Mon) – Monthly Officers Meeting @ 7:00PM

June 2 (Sun) - Members Meeting @ Field @11:00 AM

June 17 (Mon) - Monthly Officers Meeting @ 7:00PM

Designated Club Instruction Times: Sunday AM, Tuesday evening (during Daylight Savings Time)





Federal Aviation
Administration
FAADroneZone

Adding FAA Number to your Profile

The FAA requires that all RC clubs maintain a list of FAA Registration Numbers for each club member.

Please follow the instructions below to obtain an FAA UAS registration number:

1) Go to https://www.faa.gov/uas/getting_started/register_drone

2) Once at the FAA page, click the "Register your drone at FAADroneZone" link

* Once you register your drone, you will receive an FAA registration certificate. You must have your registration certificate (either a paper copy or digital copy) in your possession when you fly.

* The FAA requires that you label all drones with your registration number before you fly them.

Add your FAA registration number to our club website:

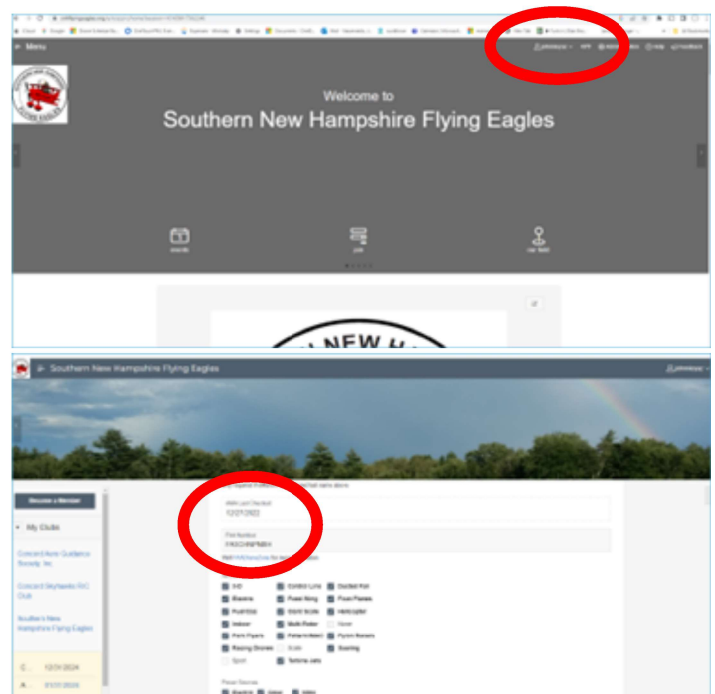
3) Sign into the club webpage with your user id and password.

<https://www.snhflyingeagles.org/>

4) Click on to the down arrow next to your name and select "Update Profile"

5) Enter your FAA Certificate number obtained from FAA DroneZone UAS registration, then click **save** at bottom.

* Please see an officer if you need help.



Club Safety Rules



The Southern New Hampshire Flying Eagles RC Club is an AMA-sponsored club and operates according to AMA Safety Rules. In addition, the following safety rules and practices are to be followed when flying at our flying site. The intention of these club safety rules is

- a) to maintain the highest level of personal safety for all members, guests, and spectators, and
- b) to keep our aircraft in good flying condition and to prevent unnecessary damage to them.

Please read and familiarize yourself with the AMA Safety Program that is online on the AMA web site.

General

1. All aircraft must be marked with your AMA member ID and FAA ID on an exterior surface and must be easily readable. Aircraft weighing less than .55 lbs. do not need the FAA ID.
2. No take-offs or landings from the pit area.
3. No more than 4 (four) aircraft in the air at any one time. (Helicopter hover area doesn't apply)
4. Only SNH Flying Eagles designated instructors shall give or supervise flight instruction at the SNH Flying Eagle's field.
5. All pilots are required to fly from designated areas on the flight line or hover area.
6. These Safety Rules may be amended by majority vote of the Officers.

Personal Safety

1. All flying must take place in front of the safety fence and the indefinite extensions of this fence in both directions. This means no flying over or behind the pit area, spectator area, or parking area.
2. Never taxi your aircraft in the pit area.
3. Never walk from the pit area to the flight line carrying an aircraft running at full throttle. (Exception: engines with no throttle)
4. If possible, program an easily accessible switch to kill your throttle until you are read to taxi or take off.
5. Announce your intention to take off and the direction you intend to take off in.
6. When going onto the field to retrieve an aircraft, announce your intentions loudly to all pilots on the flight line.
7. All club members will adhere to the safety guidelines as outlined in the AMA safety manual.

AMA Safety Rules



Academy of Model Aeronautics National Model Aircraft Safety Code

Effective January 1, 2018

A model aircraft is a non-human-carrying device capable of sustained flight within visual line of sight of the pilot or spotter(s). It may not exceed limitations of this code and is intended exclusively for sport, recreation, education and/or competition. All model flights must be conducted in accordance with this safety code and related AMA guidelines, any additional rules specific to the flying site, as well as all applicable laws and regulations.

As an AMA member I agree:

- I will not fly a model aircraft in a careless or reckless manner.
- I will not interfere with and will yield the right of way to all human-carrying aircraft using AMA's See and Avoid Guidance and a spotter when appropriate.
- I will not operate any model aircraft while I am under the influence of alcohol or any drug that could adversely affect my ability to safely control the model.
- I will avoid flying directly over unprotected people, moving vehicles, and occupied structures.
- I will fly Free Flight (FF) and Control Line (CL) models in compliance with AMA's safety programming.
- I will maintain visual contact of an RC model aircraft without enhancement other than corrective lenses prescribed to me. When using an advanced flight system, such as an autopilot, or flying First-Person View (FPV), I will comply with AMA's Advanced Flight System programming.
- I will only fly models weighing more than 55 pounds, including fuel, if certified through AMA's Large Model Airplane Program.
- I will only fly a turbine-powered model aircraft in compliance with AMA's Gas Turbine Program.
- I will not fly a powered model outdoors closer than 25 feet to any individual, except for myself or my helper(s) located at the flight line, unless I am taking off and landing, or as otherwise provided in AMA's Competition Regulation.
- I will use an established safety line to separate all model aircraft operations from spectators and bystanders.

For a complete copy of AMA's Safety Handbook please visit: modelaircraft.org

Your 2024 So. NH Flying Eagles Officers

President: Tim Sowder

Vice President: John Yassemedis

Secretary: Steve Lewis

Treasurer: Bob Fregault

Field Marshall: Kenny Donahue

Safety Officer: Carl Anderson

Webmaster (appointed): Chris Whalley

Head Instructor(appointed): Kenny Donahue

Newsletter Editor: Dave Majchrzak

* Submit your photos / articles to Dave at dm70nh@gmail.com



Flight Instructors

Kenny Donahue (Head Instructor) Kenny.Donahue@gmail.com 603-557-7096

Tom Gaudette tgwings@comcast.net.

Tim Sowder timnh2002@yahoo.com 603-320-3698

John "Yaz" Yassemedis johnnieyaz@gmail.com 603-321-8442

Steve Lewis slewis_245@comcast.net 603-801-1971

Todd Neumann trneumann@icloud.com 603-440-3567

Dave Majchrzak dm70nh@gmail.com 603-892-1295

Disclaimer:

Your dues do not entitle you to flight instruction. Flight instruction is offered free to members from certified club pilots who donate their time to help others. Flight instruction is dependent upon instructor availability and no guarantee is implied.

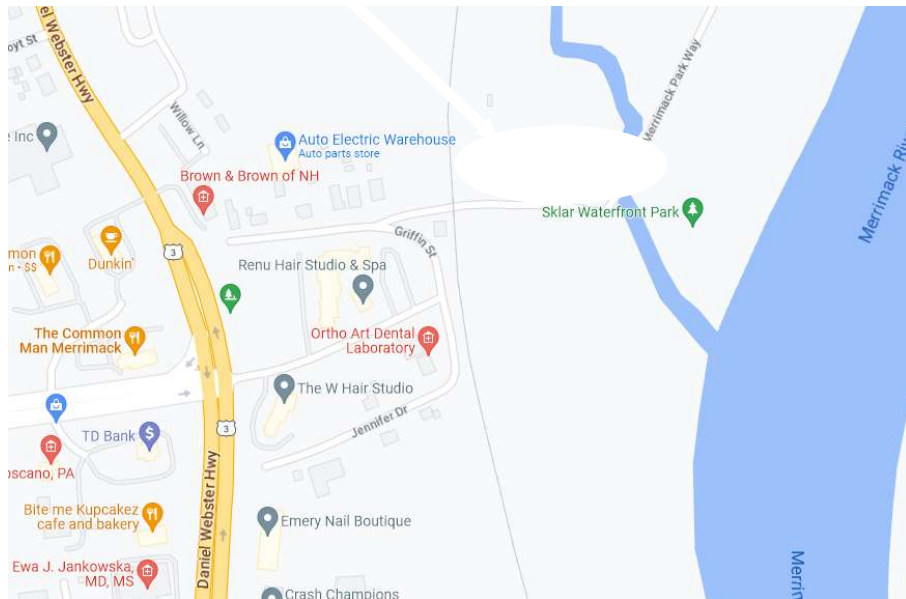
New Solo Pilots



None This month.

Drobysh-Patterson RC Field

2-18 Griffin St.
Merrimack, NH
03054



The Merrimack field is less than one mile from exit 11 off the Everett Turnpike. After leaving the highway, head east and go straight through all the lights and down the little hill. Spectators are encouraged to park in one of the parking lots and walk to the field. Pilots should turn left at the foot of the hill, and then make a hairpin right turn on the dirt road that goes under the railroad bridge. The field entrance is on the left as soon as you pass under the railroad tracks.



About the Southern New Hampshire Flying Eagles

- Founded 1984
- Chartered in 1985
- Approximately 100 Members
- Merrimack Flying Site Established in 1988
- Incorporated in NH as a Non-Profit Organization
- Annual Dues: \$65 Full Membership; \$35 Elders, & \$35 Juniors, Family Membership \$75
- Fabric Runway Laid in 2014
- Free Flight Instruction for Members
- AMA Chartered Club #2417
- Monthly Club Flying Competitions
- Frozen Fingers Fun Fly (January)
- Banquet (March)
- Show & Tell (April)
- Family Picnic (August)
- Float Fly (September)



Websites

So. NH Flying Eagles

<https://www.snhflyingeagles.org>

AMA District I

<https://www.amadistrict-i.org/>

Mailing Address

Southern NH Flying Eagles

P.O. Box 1476

Merrimack, NH 03054